





COMPONENTI DEL SISTEMA



SB.NZ
Angolo esterno

SB.U
Profilo universale



SS.NZ
Angolo esterno

SS.U
Profilo universale




SSA.NZ
Angolo esterno

SSA.U
Profilo universale



S.LS...
Starter



FS.252...
Profilo finitura



FS.262...
Profilo di
ventilazione

